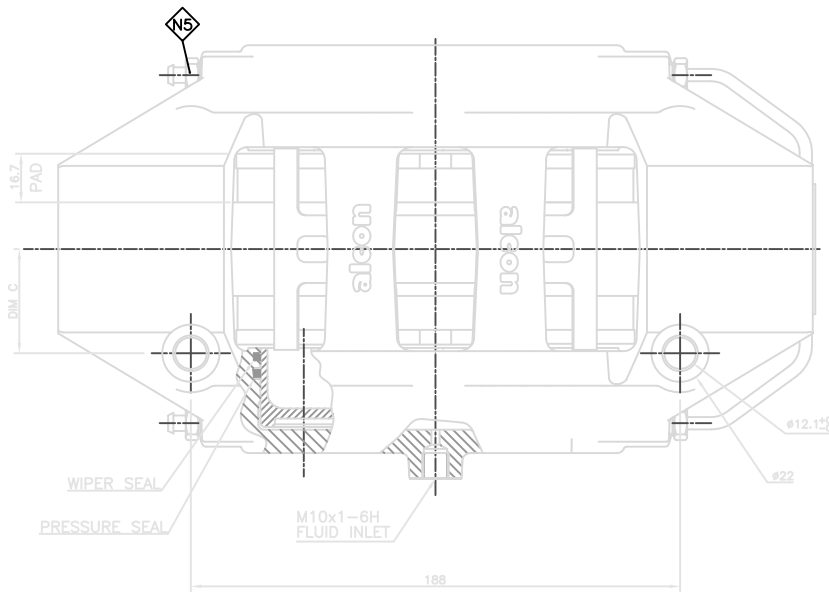
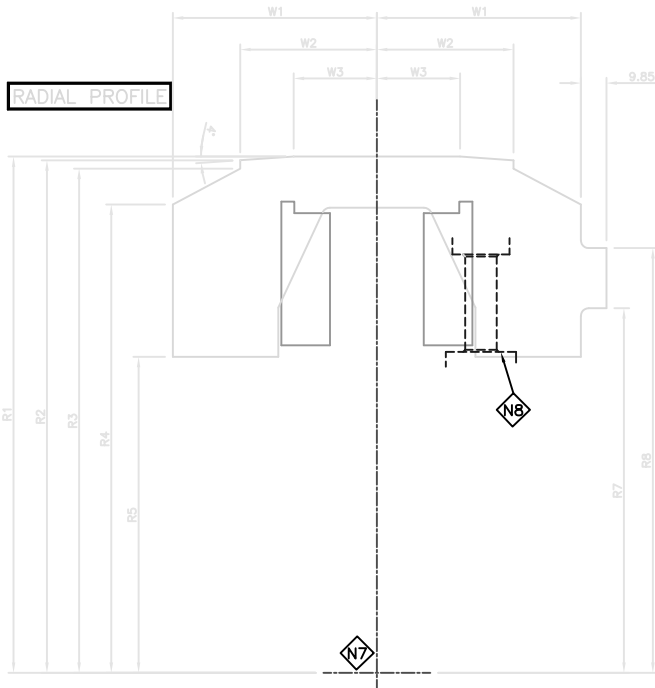
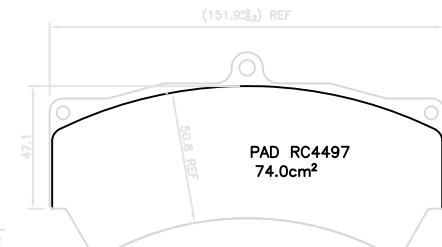
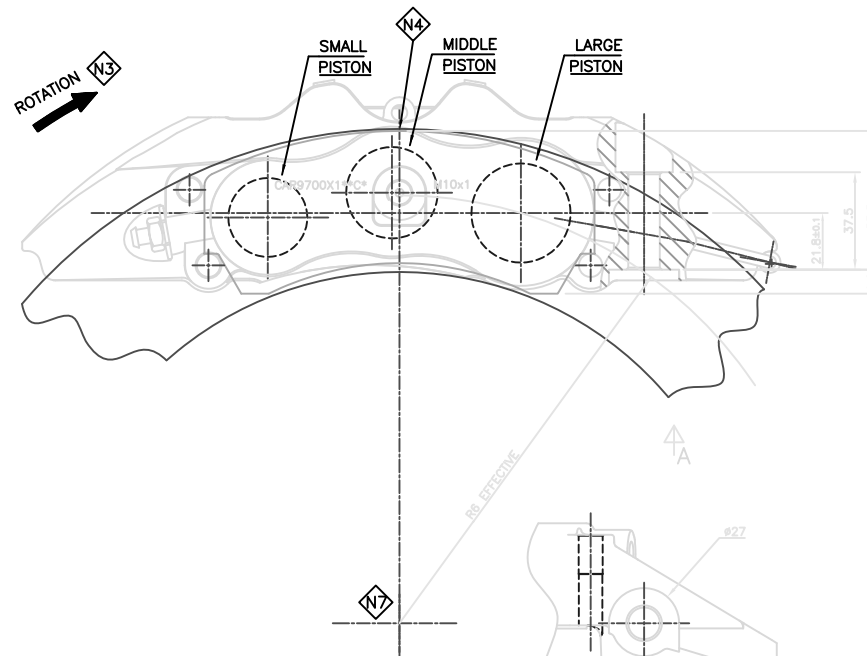
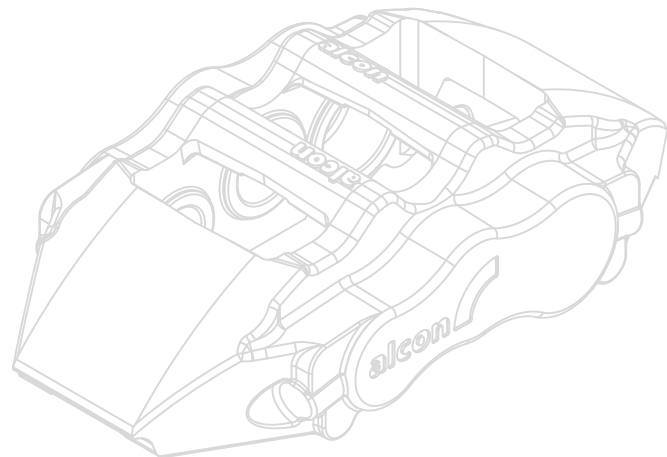


REVISION		
ISSUE	DATE	PARTICULARS
A	06.11.00	FIRST ISSUE
B	12.12.00	16.7 PAD WAS 18.7
C	10.09.01	'Z0' PART No's WERE 'Z'
D	18.04.02	PISTON SIZES ADDED



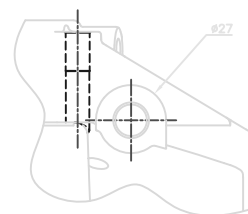
**NOTES:**

- N1:** LEFT HAND LEADING CALIPER AS DRAWN  
RIGHT HAND LEADING SYMMETRICALLY OPPOSITE
- N2:** MANUFACTURING SPECIFICATION: RC2013
- N3:** DISC ROTATION. DISC MUST PASS SMALL  
PISTON DIAMETER FIRST.
- N4:** INSTALL CALIPER WITH PAD 0.8mm BELOW DISC
- N5:** BLEED SCREW: - 14Nm HOT  
- 18Nm COLD
- N6:** ALL DIMENSIONS ARE NOMINAL
- N7:** DISC AXIS
- N8:** CALIPER MOUNTING FACE



CALIPER PART No.	DISC WIDTH	W1	W2	W3	DIM C	SMALL PISTON	MIDDLE PISTON	LARGE PISTON
CAR9750ZG01HRLL/LT/RL/RT	28	74.4	48.5	28.0	36.0	ø30.2	ø34.9	ø38.1
CAR9751ZG01HRLL/LT/RL/RT	32	76.4	50.5	30.0	38.0	ø30.2	ø34.9	ø38.1
CAR9752ZG01HRLL/LT/RL/RT	36	78.4	52.5	32.0	40.0	ø30.2	ø34.9	ø38.1

DISC Ø	R1	R2	R3	R4	R5	R6	R7	R8
380	211.0	209.5	206.3	192.5	134.0	164.4	152.5	176.0
355	199.5	197.0	195.7	180.5	122.0	152.5	140.0	163.5



© Alcon Components Ltd Tamworth England  
THIS DOCUMENT IS CONFIDENTIAL AND THE DOCUMENT AND THE COPYRIGHT THEREIN ARE THE PROPERTY OF ALCON LTD. THE DOCUMENT AND ANY INFORMATION THEREIN MAY NOT BE USED, COPIED OR DISCLOSED TO ANY THIRD PARTY WITHOUT THE PRIOR WRITTEN AUTHORIZATION OF ALCON COMPONENTS LTD.

DRAWN	NF	DATE	6.11.00
APPROVED	PJS	SCALE	FULL SCALE

**TITLE**  
**MONOBLOC CALIPER INSTALLATION**

DRG No. **CAR97i01**